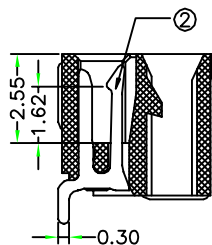
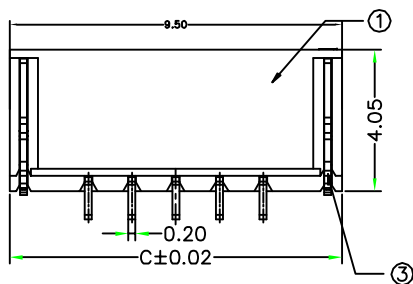
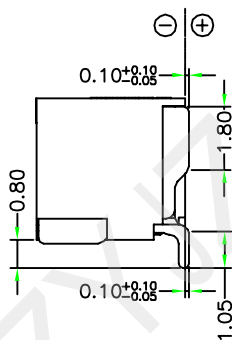
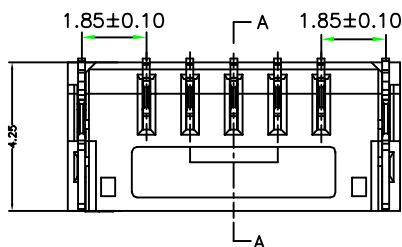
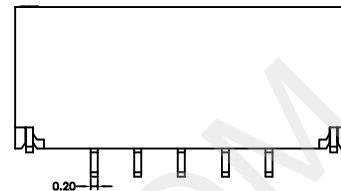


Circuit No.	Dimensions		
	A	B	C
2P	1.25	3.75	5.75
3P	2.50	5.10	7.00
4P	3.75	6.35	8.25
5P	5.00	7.60	9.50
6P	6.25	8.85	10.75
7P	7.50	10.10	12.00
8P	8.75	11.35	13.25
9P	10.00	12.60	14.50
10P	11.25	15.75	13.85
11P	12.50	17.00	15.10
12P	13.75	16.35	18.25
13P	15.00	17.60	19.50
14P	16.25	18.85	20.75
15P	17.50	20.10	22.00



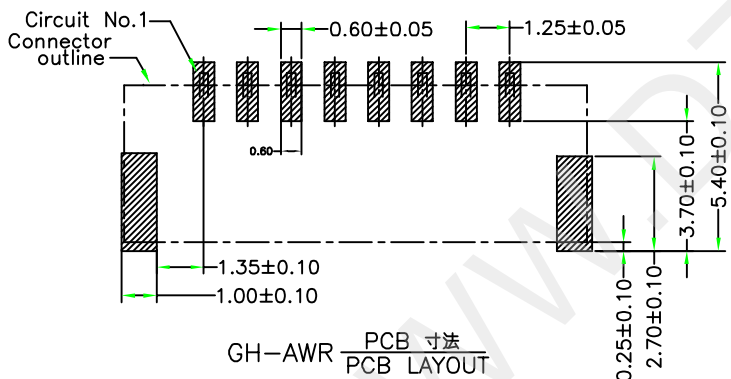
剖面A-A



SPECIFICATION

- 1 Contact resistance: 30mΩ
- 2 Insulation resistance: 100MΩ
- 3 Rated voltage:50 V AC DC
- 4 Rated current:0.5 A AC DC
- 5 Withstand Voltage: 500V AC/minute
- 6 Temperature Range: -25°C~+105°C

NO.	DESCRIPTION	QTY	MATERIAL	PLATING/COLOR
3	SOLDER TABS	2	Phosphor Bronze	Nature(Beige)
2	Contacts	02~15	Phosphor Bronze	Nature(Beige)
1	Insulator	1	PA46	Nature(White)



GH-AWR PCB 寸法 PCB LAYOUT



深圳市华宇创精密电子有限公司

TOLERANCE: X.X ±0.30 X.XX ±0.25 X.XXX ±0.15 X' ±2' X.X' ±0.5'	DRAWN BY : 陈一鸣	DATE : 2014-02-23	PART NAME: GH1.25 卧贴
	CHECKED BY: 马跃	DATE : 2014-02-23	PART NO. HYC293-WFN-125
UNIT: mm [inch] SCALE:1:1 SIZE: A4	APPROVED BY: 邱敏	DATE : 2014-02-23	DRAW NO: HYC-2605261559
			SHEET NO. 1 OF 1